

HWE100  
HWE100S



The BT Minimover is a small and handy electric stacker designed for low intensity applications. It is ideal for order picking, shop handling and for light stacking tasks. The small dimensions makes the HWE100 and HWE100S suitable for use in confined spaces.



Technical Details		HWE100	HWE100S
Rated capacity	kg	1000	1000
Load centre	mm	600	600
Weight without battery	kg	420	560
Max. axle load drive wheel, without/with rated load	kg	210/360	440/580
Max. axle load castor wheels, without/with rated load	kg	70/70	—
Max. axle load fork wheels, without/with rated load	kg	60/500	80/515
Castor wheels, polyurethane	mm	Ø 100 x 40	—
Drive wheel, Tractothan	mm	Ø 250 x 60	Ø 250 x 60
Fork wheels, single, polyurethane	mm	Ø 85	Ø 85
Travel speed, without/with rated load	km/h	5,4/4,3	5,4/4,3
Lift speed, without/with rated load	m/s	0,22/0,12	0,19/0,11
Lowering speed, without/with rated load	m/s	0,14/0,18	0,14/0,18
Gradient, without/with rated load	%	10/5 <sup>1)</sup>	10/5 <sup>1)</sup>
Service-/parking brake		electromagnetic	
Drive motor rating (S2 60')	kW	0,5	0,5
Lift motor/Intermittent rating (S3 10%)	kW	1,2	1,2
Steering system		steering arm	
Speed control, number of steps		transistor, stepless	
Steering arc	°	190	190

1) Due to motor characteristics, please ask technical support regarding driving on ramps and gradients.

Dimensions, mm		HWE100	HWE100S
x	Back of fork to single wheel centre	805	800
y	Wheel base	1172	1210
h <sub>14</sub>	Height of handle in neutral pos.	1300	1300
h <sub>13</sub>	Height of lowered fork	85	40
b <sub>1</sub>	Chassis, width	700 <sup>1)</sup>	700
l <sub>2</sub>	Truck length incl. back of fork	530	530
s	Fork thickness	60	40
e	Fork width	156	100
l	Fork length	1000/1150	1150
b <sub>5</sub>	Width across fork	550/685	252—800
m <sub>1</sub>	Floor clearance under mast	26	26
A <sub>st</sub>	Aisle width, min (Pallet 800x1200 mm)	2100	2130
W <sub>a</sub>	Turning radius	1340	1365

1) For b<sub>5</sub> = 685 mm, the width of the fork carriage is 790 mm.

Support arm widths, mm		HWE100S
b <sub>2</sub>	Width across support arms, min./max.	1100—1500
b <sub>5</sub>	Width across fork, min./max.	252—800
b <sub>4</sub>	Width between support arms, min./max.	900—1300
b <sub>14</sub>	Width of support arm	100

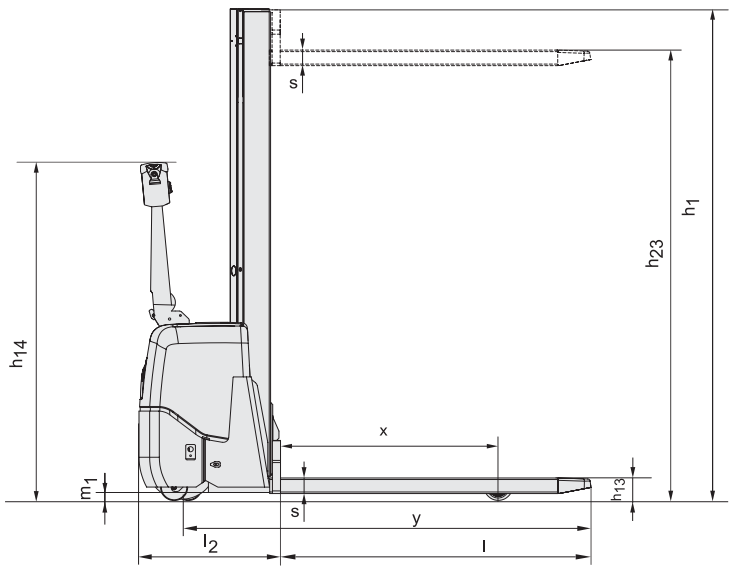
Battery and charger		HWE100	HWE100S
Battery charger	A	7	7
Battery capacity	Ah	50	50
Voltage	V	2 x 12	2 x 12
Battery weight	kg	2 x 20	2 x 20

Data is based on h<sub>23</sub> = 1580 mm

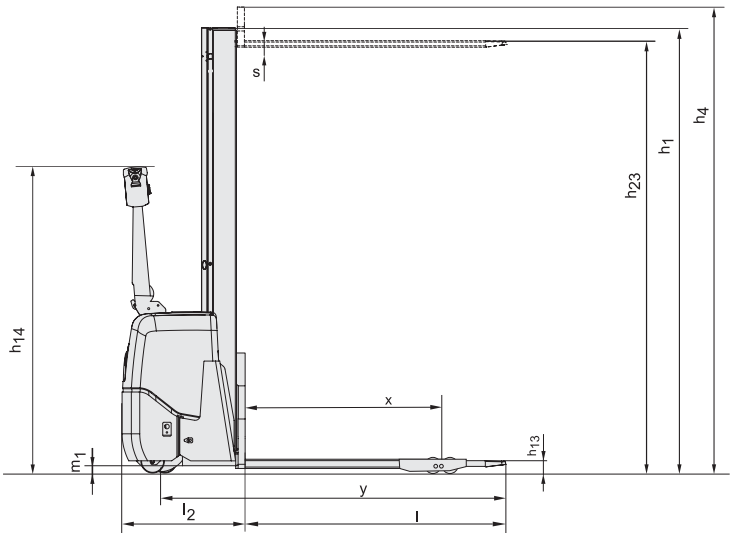
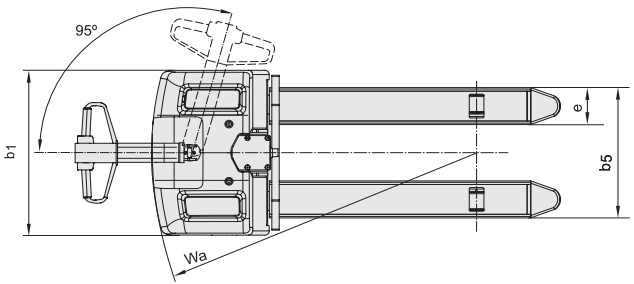
Mast, mm		HWE100	
$h_{23}$	Total lift height	1580	2000
$h_1$	Height of mast	1890	2310

Mast, mm		HWE100S	
$h_{23}$	Total lift height	1540	1960
$h_1$	Height of mast, min.	1890	2310
$h_4$	Height of mast, max.	2040	2460

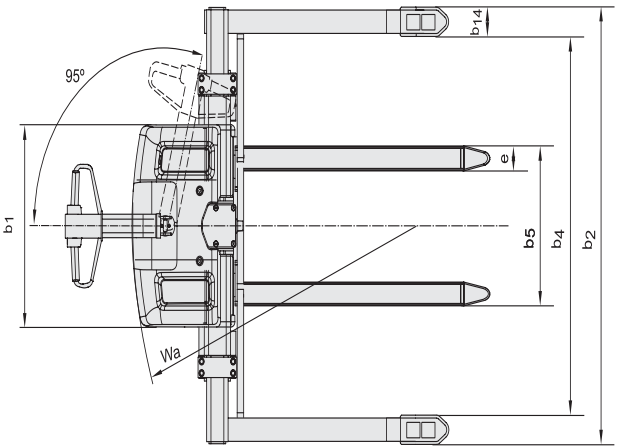
Truck performance and dimensions are nominal and subject to tolerances.  
BT Products AB products and specifications are subject to change without notice.  
All data is based on VDI 2198.



HWE100



HWE100S





- The Minimover is suitable for use in shops and in retail operations on even floors.
- In manufacturing the Minimover is ideal for horizontal transport, low intensity stacking and can be used as a working table.
- The Minimover is compact and sturdy with the capacity of 1000 kg. The compact chassis width is only 700 mm and the machine length only 530 mm.
- Choice of two different forkwidths, and two choices of forklengths.
- Built in charger in combination with maintenance free valve regulated batteries, provide effortless usage.
- Less effort is needed when the machine is used as a working table, due to the automatic height adjustment option.
- The HWE100S is equipped with wide support arms that straddle the load, allowing operation with a variety of different pallet sizes.

Truck features	HWE100	HWE100S
Adjustable support arm widths	—	S
Narrow chassis	S	S
Storage compartments	S	S
Automatic height adjustment	O	—
Controls and instruments		
Fingertip controls	S	S
Tiller arm steering	S	S
Driving features		
Electronic braking system	S	S
Electronic speed control	S	S
Safety features		
Automatic parking brake	S	S
Emergency collision button	S	S
Emergency cut-off	S	S
Maintenance features		
Fault diagnosis facility	S	S
History fault log	S	S
Battery management features		
Built-in charger	S	S
Battery indicator	O	O

S = Standard feature

O = Optional feature

— = Not available